

Employment Development Agency

Annual Report 2016-2017



17EM35-47414

Table of Contents

Letter to the Honourable H. Frank Lewis	i
Letter to the Honourable Patrick W. Murphy	ii
Introduction	1
Operations	1
Project Reports	
• Job Creation and Placement	2
• Jobs for Youth	3
Budget	4

Appendices


Appendix A	
Financial Information - Detailed Budget Expenditures	5
Appendix B	
Program Statistics 2016-2017	6
Appendix C	
Clients by Age Group 2016-2017	7
Appendix D	
Gender Statistics 2016-2017	8

Honourable H. Frank Lewis
Lieutenant Governor of Prince Edward Island
Government House
P.O. Box 846
Charlottetown, PE C1A 7L9

May It Please Your Honour:

Please find attached the Annual Report for the Employment Development Agency for the fiscal year 2016-2017.

Sincerely,



Patrick W. Murphy
Minister of Rural and Regional Development
Province of Prince Edward Island

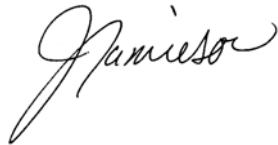


The Honourable Patrick W. Murphy
Minister of Rural and Regional Development
P.O. Box 2000
Charlottetown, PE C1A 7N8

Dear Minister Murphy:

Please find attached the Annual Report for the Employment Development Agency for the fiscal year 2016-2017.

Sincerely,

A handwritten signature in black ink that reads "Jamieson". The signature is written in a cursive style with a large, sweeping initial "J".

John Jamieson
Deputy Minister



Introduction

The Employment Development Agency completed 24 years of operation on March 31, 2017. The mandate of the agency is to support individuals who are hindered from gaining permanent employment with access to meaningful work experiences. The agency provides financial support to non-profit organizations, municipalities, public sector departments, and private sector companies to stimulate job development on Prince Edward Island and support agency clients. In the fiscal year 2016-2017, the agency was comprised of two operating sections: Job Creation & Placement and Jobs For Youth.

Operations

The Employment Development Agency operates under the Employment Development Agency Act.

Management is responsible for the delivery of all agency programs with primary responsibilities for budget development, budget management, project management, private sector and non-profit sector placements, and payroll audits. As of March 31, 2017, the agency had two full-time and two part-time staff. The approved operating budget for the fiscal year was \$5,231,500 with actual expenditures totalling \$5,142,246. Detailed expenditures are shown in Appendix A.

Project Reports

Job Creation & Placement

Special Projects

The Special Projects Program creates innovative employment and training opportunities for targeted unemployed Islanders. The Special Projects Program provides wage subsidies to non-profit community based organizations that offer short term employment opportunities to Employment Development Agency clients. For the year ending March 31, 2017, the Agency approved 321 projects, which created employment for 508 people. The Special Projects Program provided work and training opportunities that may not have been implemented without assistance from the Agency.

Job Creation Program

The Job Creation Program provides wage subsidies to create employment and training opportunities for clients facing multiple barriers to employment. For the year ending March 31, 2017, the Agency approved 84 projects, which created employment for 148 people. The Job Creation Program provided work and training opportunities that may not have been implemented without assistance from the Agency.

Staff of the Employment Development Agency worked closely with case workers in the Department of Family & Human Services to ensure the majority of clients supported under the program were social assistance eligible and able to transition into the workforce.

Rural Jobs Initiative

The Rural Jobs Initiative provides assistance for workers in support of innovation, technological adaptation, sustainable diversification, and the growth of employment in rural Prince Edward Island. The Rural Jobs Initiative assists workers in transition from industries downsizing due to declining demand or loss of competitive position, as well as industries being impacted by the loss of skilled trades people. The Initiative also assists non-governmental organizations that focus on rural community economic development and rural resources to enhance the focus on developing the rural economy. For the year ending March 31, 2017, the Agency approved 99 projects, which created employment for 102 people.

Jobs For Youth

Non-Profit, Private, and Public Sector

The Jobs For Youth Program provides Island students and youth with valuable work experience during the summer months. The school to work transition is a critical time for students to gain experience, explore career interests, and develop skills before making a longer term commitment to the workforce. The average duration of a placement for students supported under the program is eight weeks.

In the fiscal 2016-2017, the Jobs For Youth Program supported 290 projects. In total, 436 students were supported. (Detailed statistics provided in Appendix B.)

Budget

The budget for the agency is as follows:

	Unaudited Actual 2016-2017 \$	Revised Budget 2016-2017 \$	Budget Estimate 2016-2017 \$
Management	247,954	217,900	204,400
Job Creation and Placement	3,722,382	3,802,600	3,892,100
Jobs For Youth	<u>1,171,910</u>	<u>1,211,000</u>	<u>1,135,000</u>
Total Agency	<u>5,142,246</u>	<u>5,231,500</u>	<u>5,231,500</u>

Appendix A

Detailed Budget Expenditures - by Division

	Unaudited Actual 2016-2017 \$	Revised Budget 2016-2017 \$	Budget Estimate 2016-2017 \$
Management			
Administration	7,450	7,500	7,500
Equipment	0	2,700	2,700
Material & Supplies	272	300	300
Salaries & Wages	235,502	201,400	187,900
Travel & Training	<u>4,730</u>	<u>6,000</u>	<u>6,000</u>
	<u>247,954</u>	<u>217,900</u>	<u>204,400</u>
Job Creation & Placement			
Grants	<u>3,722,382</u>	<u>3,802,600</u>	<u>3,892,100</u>
	<u>3,722,382</u>	<u>3,802,600</u>	<u>3,892,100</u>
Jobs For Youth			
Grants	<u>1,171,910</u>	<u>1,211,000</u>	<u>1,135,000</u>
	<u>1,171,910</u>	<u>1,211,000</u>	<u>1,135,000</u>
AGENCY TOTAL	<u>5,142,246</u>	<u>5,231,500</u>	<u>5,231,500</u>

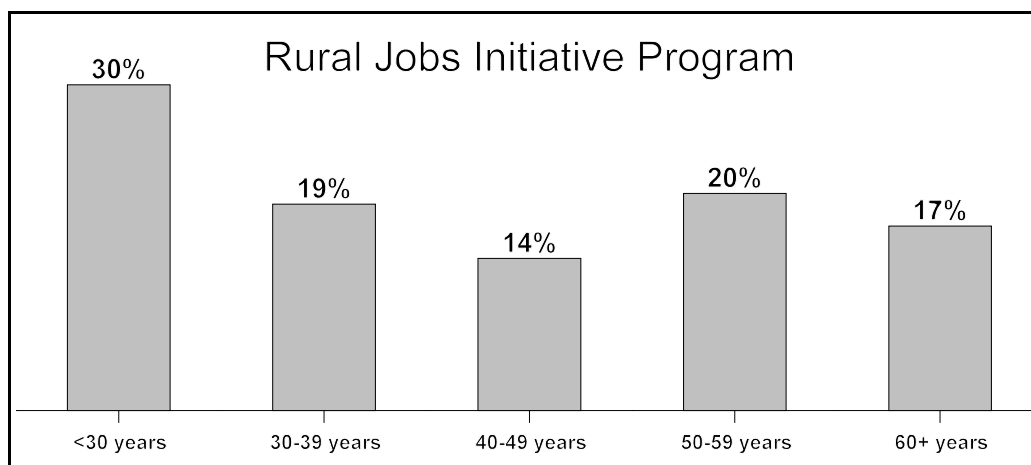
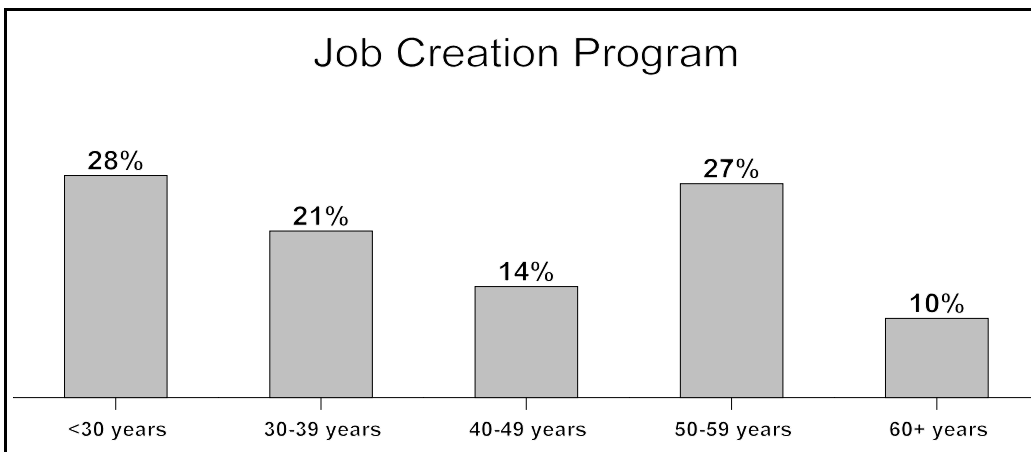
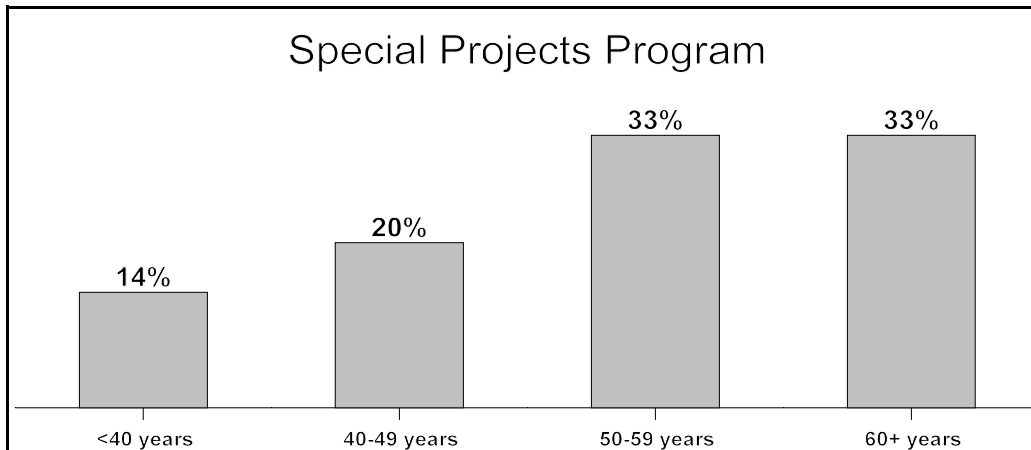
Appendix B

2016-2017 Program Statistics

<i>Division</i>	<i>Program</i>	<i>Project Approvals</i>	<i>Individuals</i>
Job Creation & Placement	Special Projects	321	508
	Job Creation Program	84	148
	Rural Jobs Initiative	99	102
Jobs for Youth	Non-Profit	153	271
	Private	108	126
	Public	29	39
Total		794	1,194

Appendix C

2016-2017 Clients by Age Group



Appendix D

2016-2017

Gender Statistics

